

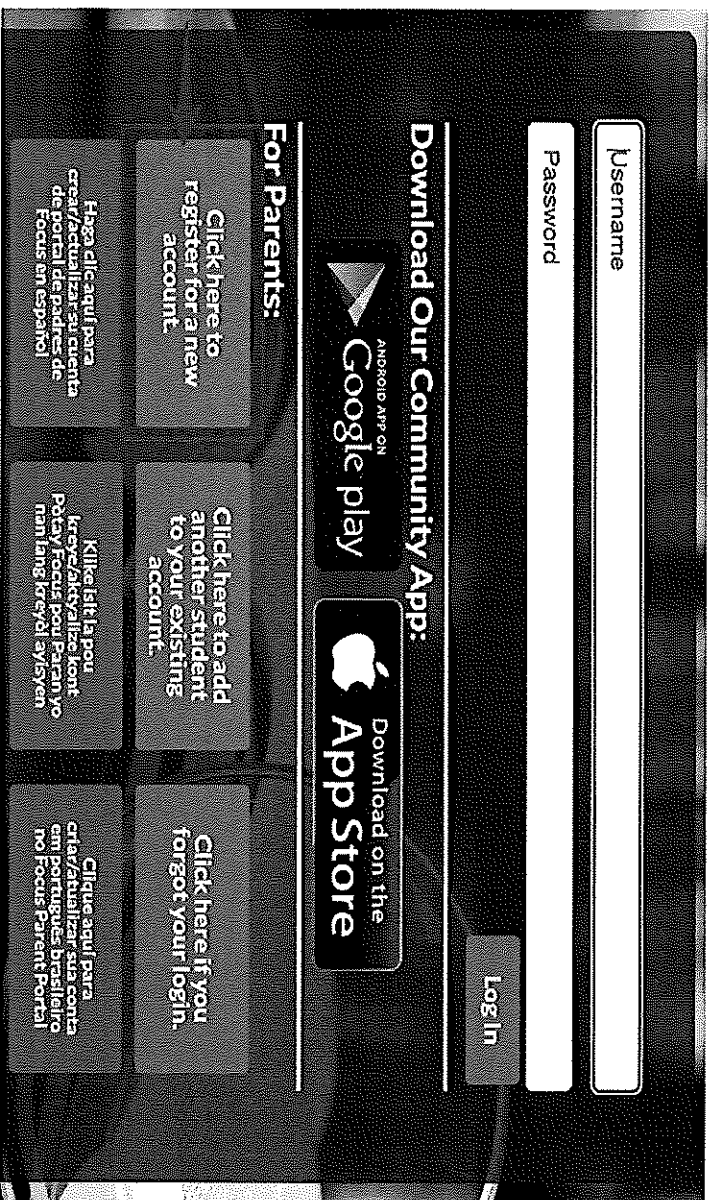


PCS | The Parent Portal Account Registration Process

How parents request a Parent Portal account in the Focus Student Information System

There are two ways to access Parent Portal Account Registration:

[https://focus.pcsb.org/focus/auth/.](https://focus.pcsb.org/focus/auth/)



INFO: Parents can download the PCS App from [Google Play Store](#) or [Apple App Store](#) for mobile device access. Clicking the "X" button on the login screen. Click [HERE](#) for additional information on how to download the PCS App.

RESETTING PARENT PASSWORDS ELECTRONICALLY

THE PROCESS FOR PARENTS

Click **RESET My Password** box.

Parent Account Registration

Welcome to Pinellas County Schools.

The Focus Parent Portal is designed to enhance communication, access student information, and apply for educational options.

To create a Parent Account, you need a valid email account.

- Select **BOX A** if you **DO NOT** have an existing Parent User ID.
- Select **BOX B** if you have a Parent Portal account but need to **ADD A CHILD**. (Requires a Student ID #)*
- Select **BOX C** if you have forgotten your password.



*Important Note: If you have a student currently enrolled in Pinellas County Schools and you do not know your student's ID number, please get in touch with your child's school. Once a Parent Account has been created, add a valid government issued photo ID (driver's license, state ID, passport, etc.) to your child's school to link your child to your account.

Box A: CREATE a new Parent Account

Box B: ADD a student to my existing Parent Account

Box C: RESET my Password

Haga clic aquí para crear/actualizar su cuenta de portal de padres de Focus en español

Klikek ist la pou /krejval/akryvalzo kni Polity Focus pou Parani yo nan lang kreyl /aj/ekyon

Clique aqui para crear/actualizar sua conta em português brasileiro no Focus Parent Portal

Enter email address and click Submit. A new password reset link will be generated and emailed

Password Recovery

Email Address:

helen@focus@gmail.com (Required)

Submit

Cancel

Password Recovery

PINELLAS COUNTY SCHOOLS

If an account is associated with the provided email address, you will receive an email that contains a link to reset your password.

[Return to Registration](#)


Creating an Account- Click Box A

Welcome to Pinellas County Schools.

The Focus Parent Portal is designed to enhance communication, access student information, and apply for educational options.

To create a Parent Account, you need a valid email account.

- Select **BOX A** if you **DO NOT** have an existing Parent User ID.
- Select **BOX B** if you have a Parent Portal account but need to **ADD A CHILD**.
- Select **BOX C** if you have forgotten your password.



Important Note: If you have a student currently enrolled in Pinellas County Schools and you do not know your student's ID number, please get in touch with your child's school. Once a Parent Account has been created, take a valid government issued photo ID (driver's license, state ID, passport, etc.) to your child's school to link your child to your account.

Box A: CREATE a new Parent Account.

Box B: ADD a student to my existing Parent Account.

Box C: RESET my Password.

Haga clic aquí para crear/actualizar su cuenta de portal de padres de Focus en español

Klike isit la pou keye/faktualize kont Pètay Focus pou Paran yo nan lang Kreyòl ajisyen

Clique aqui para criar/atualizar sua conta em português brasileiro no Focus Parent Portal

Parent Account Registration

Please enter your name exactly as it appears on your driver's license as well as a valid email address:

Parent/Guardian First Name: Helen *(Required)*
 Parent/Guardian Last Name: Title *(Required)*
 Email Address: helenliefocus@gmail.com *(Required)*
 Create Password: ***** *(Minimum 10 characters)*
 Retype Password: ***** *(Required)*
 Show Password
 I'm not a robot

Tip: Select Password to see what you type!

Parent Account Registration

Students

You do not have any linked students at this time.

Would like to ADD A CHILD who is already enrolled?

AM I FINISHED adding students? Please take me to the Portal

To link your student to your parent account, bring a valid government issued ID to the student's school.

Student Reservation System

Click the Student Reservation System button above to apply for a new or returning student, District Application Programs, Summer Bridge/Summer Camp, PTK/YPK, and Special Assignment Requests.

ALERT: Parents will not be able to proceed if their email address is already associated with a Parent Portal account. Please contact your child's school

Please enter your name exactly as it appears on your driver's license as well as a valid email address:
 The email address entered is already registered.

Parent/Guardian First Name: Helen *(Required)*
 Parent/Guardian Last Name: Title *(Required)*
 Email Address: helenliefocus@gmail.com *(Required)*
 Create Password: ***** *(Minimum 10 characters)*
 Retype Password: ***** *(Required)*
 Show Password
 I'm not a robot

Email Verification Sent



Pinellas County Schools <portal@pcsb.org>
to helentitiefocus-1@gmail.com

7:34 PM (0 minutes ago)

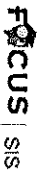


Welcome to Pinellas County Schools.

Thank you for registering your Parent Portal account. Please verify your email address now by clicking on the link below.

Email verification is needed to receive notifications and access your parent account later to monitor your child's progress, communicate with teachers, or apply for District Application Programs, Summer Bridge/Summer Camp, PreK/VPK, and Special Assignment Requests.

Once a Parent Account has been created, please take a valid government-issued photo ID (driver's license, state ID, passport, etc.) to your child's school to link your child to your account.



Student Information System

Email Verification

Please [click here](#) to verify your email address.

Focus School Software © 2004-2023

Reply

Reply all

Forward

How to add a student

Parent Account Registration

If you wish to create a Parent Portal Account, you must obtain the student's local ID from your child's report card or school and have a valid email address. Once you have that information, enter it below to create your account. Your username will be your email address.

Please enter your student's information:

Local Student ID: (Required)

Student's Birthdate: (Required)

I'm not a robot

[\[Return to the Student listing. \]](#)

Select Language

Vicki-tip-s. = student id # minus the 52

WARNING: If the student id entered does not match a current student, the message below appears. Parent should contact the student's school.

Please enter your student's information:

The information you entered does not match a student in our system.


Local Student ID: (Required)

Student's Birthdate: (Required)

I'm not a robot

The parent receives message below after adding student

NOTE: No access to student information is given until the parent has been verified by the student's school. A Portal Alert below will display until verification occurs.



District & School Announcements

News Events

A Alerts

Wait! You have linked a new student and have 1 more step to see your child's information. Your account is active, but you must visit your child's school to verify your identity before you can see your child's information. You are not set to receive email notifications.